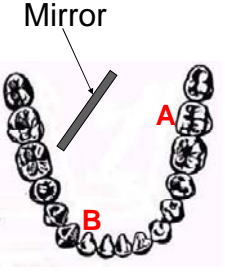


Quiz 1

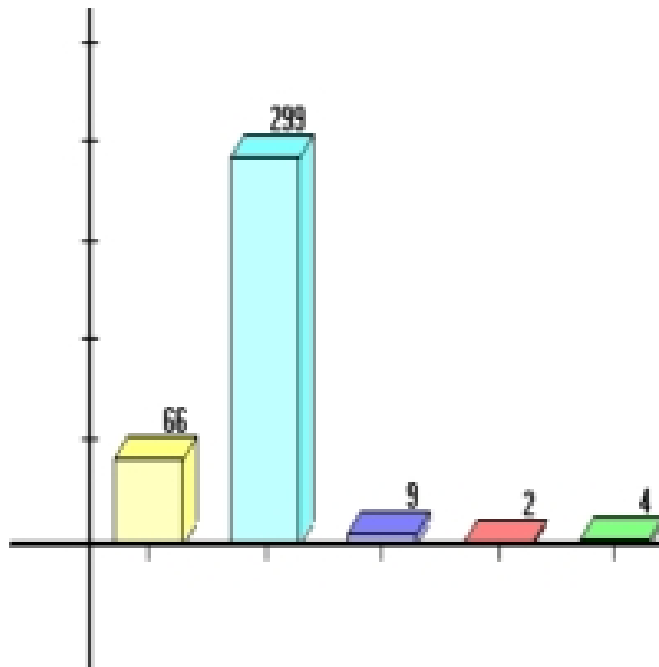
A dentist uses a mirror to look at the back of a second molar (A). Next, she wishes to look at the back of a lateral incisor (B), which is 90° away. By what angle should she rotate her mirror?



The diagram shows a dental arch with a mirror positioned above it. A line labeled 'Mirror' points to a diagonal line representing the mirror's surface. Two teeth are marked: 'A' is a second molar and 'B' is a lateral incisor. The angle between the line connecting A and B and the mirror's initial position is 90° .

A. 90°
B. 45°
C. 180°

Class Vote:



Correct answer is B. The reflected ray which enters the dentist's eye changes by twice the angle the mirror is rotated

Quiz 2

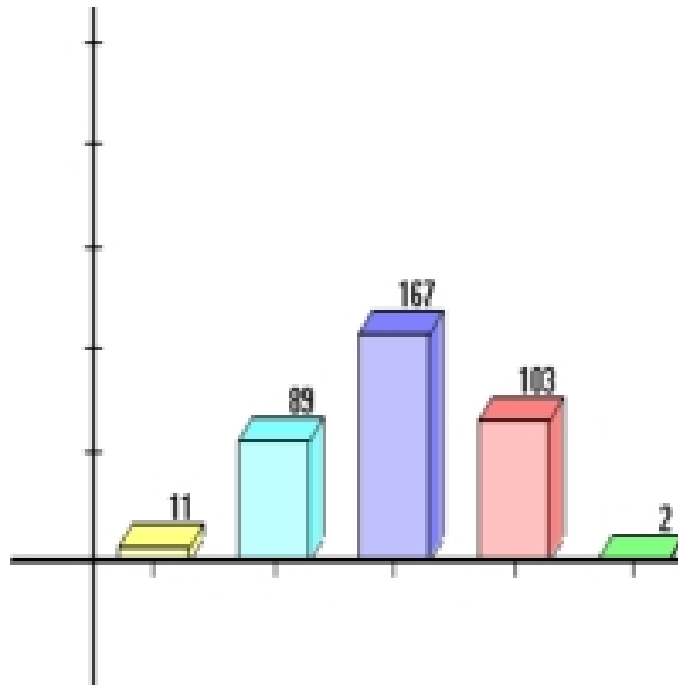
Two plane mirrors form a right angle.
How many images of the ball can you see in the mirrors?

A. 1
B. 2
C. 3
D. 4

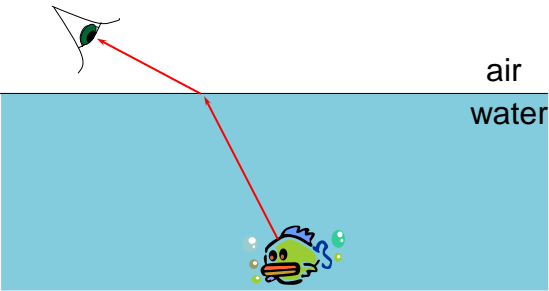
Observer

Copyright © 2004 Pearson Education, Inc., publishing as Addison Wesley

Class Vote:



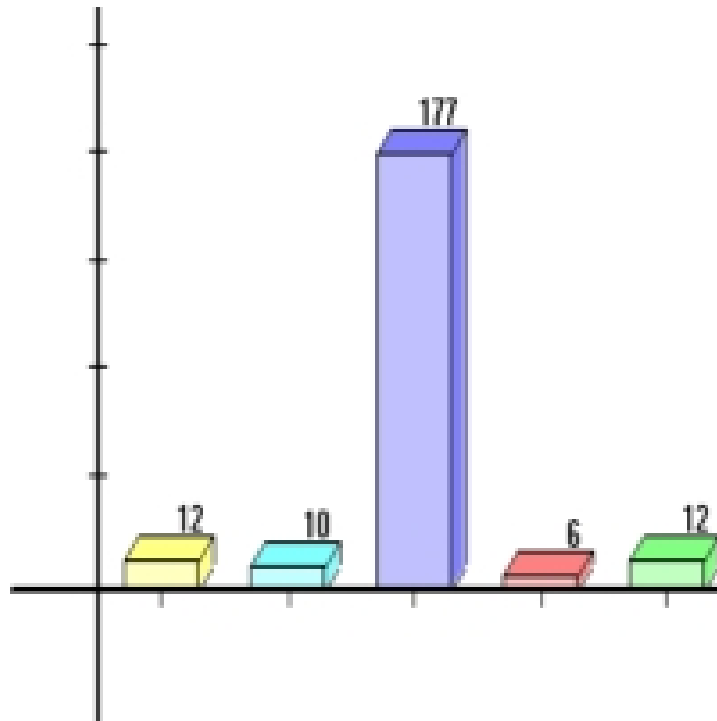
Quiz 3



A fish swims below the surface of the water.
An observer sees the fish at:

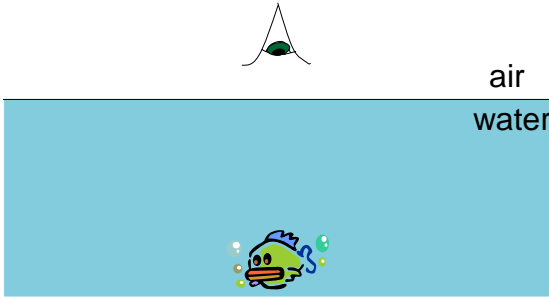
- A. a greater depth than it really is.
- B. its true depth.
- C. a smaller depth than it really is.

Class Vote:



Correct answer is C. The apparent depth in a thicker medium is always less than the true depth

Quiz 4

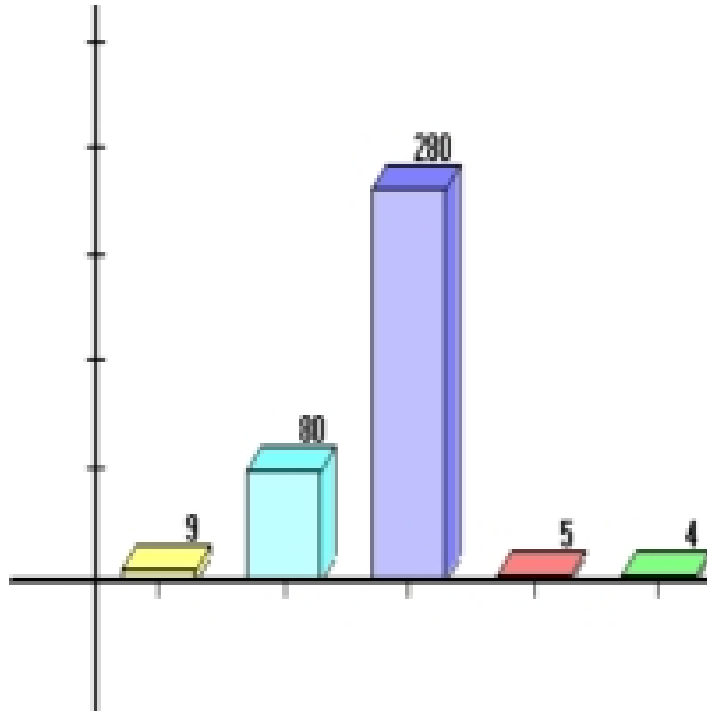


The diagram shows a cross-section of the water-air interface. An observer's eye is positioned above the surface, looking down. A fish is swimming directly below the surface. The region above the surface is labeled 'air' and the region below is labeled 'water'. The fish is depicted with a green body and blue fins, swimming towards the viewer.

A fish swims *directly* below the surface of the water. An observer sees the fish at:

- A. a greater depth than it really is.
- B. its true depth.
- C. a smaller depth than it really is.

Class Vote:



Correct answer is C. The apparent depth in a thicker medium is always less than the true depth