

## COLLEGE PHYSICS

### Chapter 2 INTRODUCTION: Kinematics in One Dimension

#### Lesson 4

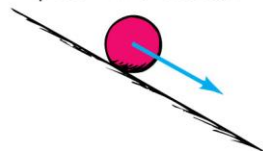
Video Narrated by Jason Harlow,  
Physics Department, University of Toronto



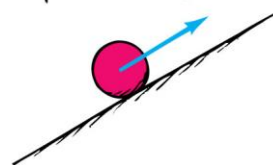
### ACCELERATION

Formulated by Galileo based on his experiments with inclined planes.

Slope downward—  
Speed increases



Slope upward—  
Speed decreases



No slope—  
Does speed change?



## ACCELERATION

- **Acceleration** is the *rate* at which velocity changes:

$$\bar{a} = \frac{\Delta v}{\Delta t} = \frac{v_f - v_0}{t_f - t_0}$$

- In SI units, the velocity is in m/s, and the time is in s, so the SI units for  $a$  are  $\text{m/s}^2$ .
- This means how many meters per second the velocity changes every second.
- Acceleration is a **vector**, which is in the same direction as the change in velocity,  $\Delta v$ .

## INSTANTANEOUS ACCELERATION

- **Average acceleration** is the change in velocity divided by the elapsed time:

$$\bar{a} = \frac{\Delta v}{\Delta t}$$

- The **instantaneous acceleration**  $v$  (a.k.a. “**acceleration**”) is your acceleration at a specific instant in time.
- $a$  can be found by taking the limit of  $\bar{a}$  as  $\Delta t \rightarrow 0$ .
- In certain special cases,  $a$  is constant, so the average and instantaneous accelerations are the same.


### ACCELERATION: EXAMPLE

A racehorse coming out of the gate accelerates from rest to a velocity of 15.0 m/s due west in 1.80 s. What is its average acceleration?



### ACCELERATION: EXAMPLE

A racehorse coming out of the gate accelerates from rest to a velocity of 15.0 m/s due west in 1.80 s. What is its average acceleration?



### ACCELERATION: EXAMPLE

A racehorse coming out of the gate accelerates from rest to a velocity of 15.0 m/s due west in 1.80 s. What is its average acceleration?

$$\bar{a} = \frac{\Delta v}{\Delta t} = \frac{v_f - v_0}{t_f - t_0} = \frac{-15 - 0}{1.80 - 0}$$

$$\bar{a} = -8.33 \text{ m/s}^2$$

The negative sign indicates that the horse is accelerating toward the West.

This is truly an average acceleration, because the ride is not smooth.

### ACCELERATION

Because velocity is a vector, it can change in two possible ways:

1. The magnitude can change, indicating a change in speed, or
2. The direction can change, indicating that the object has changed direction.

Example: Car making a turn

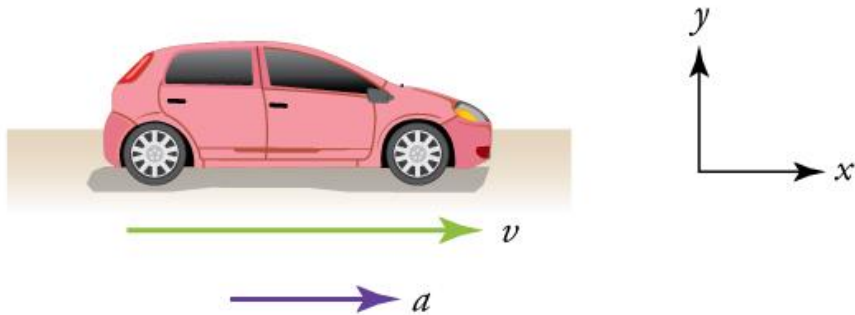




A plane decelerates, or slows down, as it comes in for landing in St. Maarten. Its acceleration is opposite in direction to its velocity. (credit: Steve Conry, Flickr)

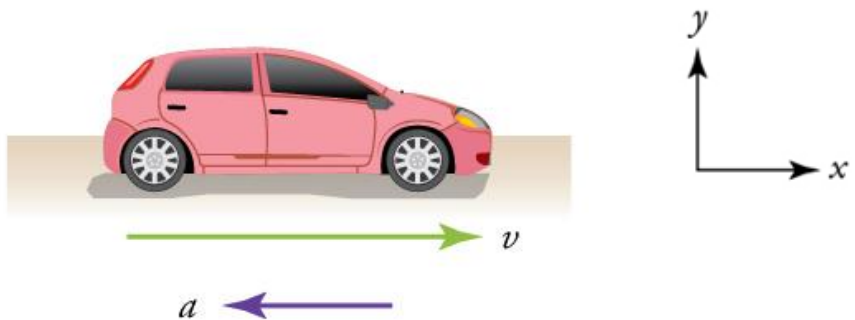
## ACCELERATION DIRECTION FOR LINEAR MOTION

- When an object is speeding up, its velocity and acceleration are in the **same** direction.
- When an object is slowing down, its velocity and acceleration are in **opposite** directions.
- Direction can be specified with + or – signs.
- For example, something with positive velocity and negative acceleration is slowing down.
- Something with negative velocity and positive acceleration is also slowing down!

**GIVE IT A TRY!**

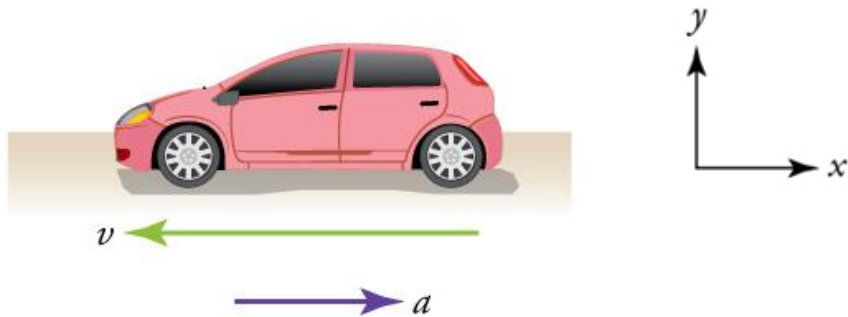
A car has positive velocity and positive acceleration. Which is true?

- A. The car is speeding up.
- B. The car is slowing down.

**GIVE IT A TRY!**

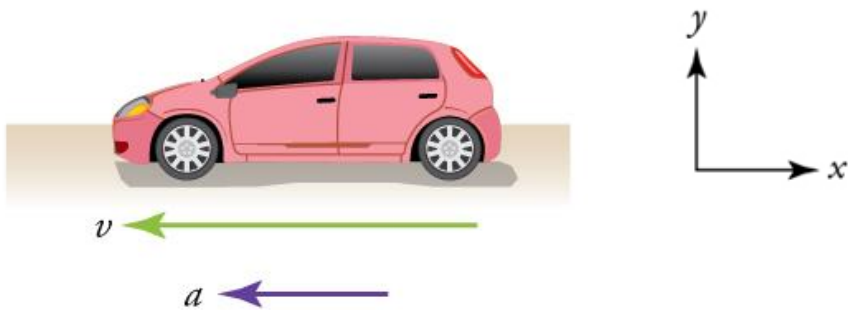
A car has positive velocity and negative acceleration. Which is true?

- A. The car is speeding up.
- B. The car is slowing down.

**GIVE IT A TRY!**

A car has negative velocity and positive acceleration. Which is true?

- A. The car is speeding up.
- B. The car is slowing down.

**GIVE IT A TRY!**

A car has negative velocity and negative acceleration. Which is true?

- A. The car is speeding up.
- B. The car is slowing down.

## ACCELERATION: EXAMPLE

- A subway train accelerates from rest to 30.0 km/h in the first 20.0 s of its motion.
- It then travels at a constant velocity for the next 20.0 s.
- Lastly, it slows to a stop in 8.00 s.
- Assume that for each of these three segments of the train's motion, its acceleration is constant.
- Make graphs of velocity and acceleration for the train over these 48 seconds.

## ACCELERATION: EXAMPLE

- **Speeding Up**
- A subway train accelerates from rest to 30.0 km/h in the first 20.0 s of its motion.

$$a_1 = \frac{\Delta v}{\Delta t} = \frac{v_f - v_0}{t_f - t_0} = \frac{30 \text{ km/h}}{20 \text{ s}}$$

$$a_1 = \left( \frac{30 \cancel{\text{ km/h}}}{20 \text{ s}} \right) \left( \frac{10^3 \text{ m}}{1 \cancel{\text{ km}}} \right) \left( \frac{1 \cancel{\text{ h}}}{3600 \text{ s}} \right)$$

$$a_1 = 0.417 \text{ m/s}^2$$



## ACCELERATION: EXAMPLE

- **Constant Velocity**
- It then travels at a constant velocity for the next 20.0 s.

$$a_2 = \frac{\Delta v}{\Delta t} = \frac{v_f - v_0}{t_f - t_0} = \frac{(30 - 30) \text{ km/h}}{20 \text{ s}}$$

$$a_2 = 0$$

## ACCELERATION: EXAMPLE

- **Slowing Down**
- Lastly, it slows to a stop in 8.00 s.

$$a_3 = \frac{\Delta v}{\Delta t} = \frac{v_f - v_0}{t_f - t_0} = \frac{(0 - 30) \text{ km/h}}{8 \text{ s}}$$

$$a_3 = \left( \frac{-30 \cancel{\text{ km/h}}}{8 \text{ s}} \right) \left( \frac{10^3 \cancel{\text{ m}}}{1 \cancel{\text{ km}}} \right) \left( \frac{1 \cancel{\text{ h}}}{3600 \text{ s}} \right)$$

$$a_3 = -1.04 \text{ m/s}^2$$

## ACCELERATION: EXAMPLE

- Cruising velocity in m/s

$$v_2 = \left( \frac{30 \cancel{\text{ km}}}{\cancel{\text{ h}}} \right) \left( \frac{10^3 \cancel{\text{ m}}}{\cancel{1 \text{ km}}} \right) \left( \frac{1 \cancel{\text{ h}}}{3600 \cancel{\text{ s}}} \right) = 8.33 \text{ m/s}$$

