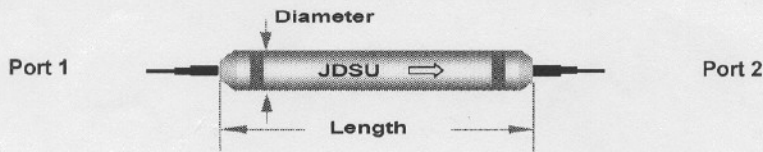


## PRODUCT INSPECTION REPORT

Date: 25-Jul-02

Model No.	Serial No.	JDSU Spec. Version	Customer Spec. Version
SPFI210011200-1	65130573	001	N/A

**Device Schematic**

**Device Performance**

Device Performance		Test Result	Specification
Pass Channel	Wavelength Range $\lambda_p$	1530 ~ 1570 nm	
	Insertion Loss Max.	0.49	1.00 dB
	Isolation @ $\lambda_c$ , 23°C Min.	49	38 dB
	Isolation( $\lambda_c \pm 20$ nm, 0~60°C) Min.	24	20 dB
	Extinction Ratio Min.	n/a	n/a dB
	Return Loss (Port 1) Min.	60	60 dB
Return Loss (Port 2) Min.	65	55 dB	

**Device Packaging**

Fiber Type: Port1: SMF-28 250 micron	Port2: SMF-28 250 micron	
Connector: None		
Dimension: $\varnothing 8 \pm 0.2 \times 39 \pm 2$ mm	Fiber Length:	2.00 $\pm$ 0.10 m

**Attachment**


None

**Comment**

Customer P/N: N/A

Test by: TLS:30994

Check by:



NOTE: ANY ADDITIONAL INFORMATION IS ATTACHED

Page 1 of 1


**Part Number:** AC1900+1LA00ANC1.5  
**Description:** 10/90 Access Coupler  
**Serial #:** JE147567  
**Fiber:** SM, 9/125/250  $\mu\text{m}$   
 All Ports 1.5m long, no connectors

Date: 3/14/01

**Information and Schematic of Product:**

$\lambda$ 1:1500-1580nm

Port 2 (Green): 90%



Port 3 (Clear):  
Common

Port 1 (Green):  
10%

**Performance of Product (23°C):**

Parameter	@ 1550nm
Insertion Loss Port 3 to Port 2	0.73 dB
Insertion Loss Port 3 to Port 1	9.58 dB
Excess Loss	0.20 dB
Output Ratio Port 2	88.5 %
Output Ratio Port 1	11.5 %

Quality Control: \_\_\_\_\_



## UV and IR Sensor Cards

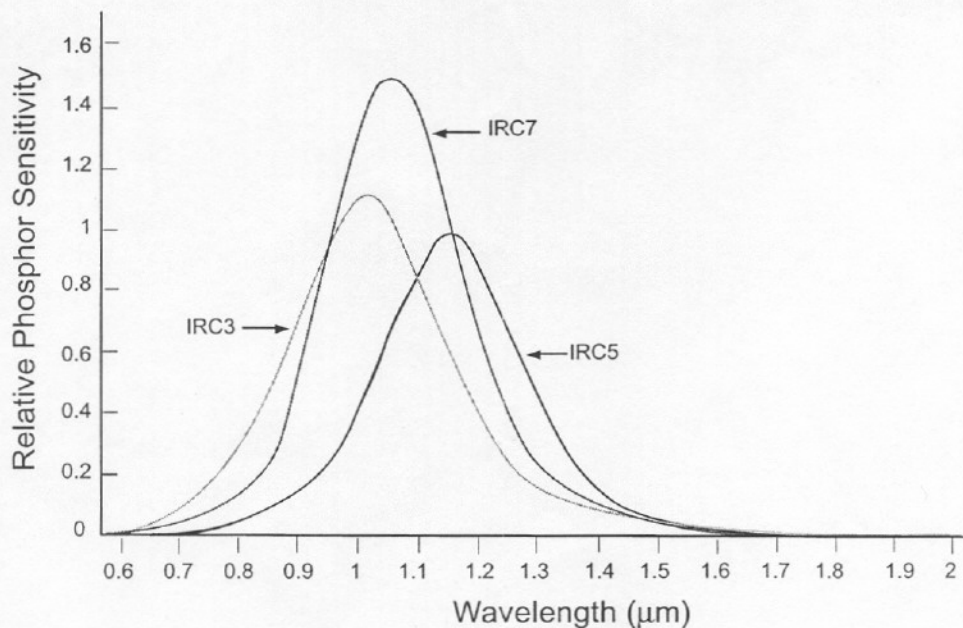
These UV and IR sensor cards provide a low cost alternative to laser beam finders and beam profile instruments by providing the user with an instant visible pattern for determining beam location and approximate beam size.

### Features

- Card Size: 2.25" x 1.5"
- Sensor Area: 1.50" x 0.75"

### IR Viewing Card Specifications

Part #	ER <sup>®</sup> Phospor	Peak Emission Wavelength nm / color	IR Wavelength Range	Approx. Min IR Intensity (Dark)	Approx. Min IR Intensity (Room Light)	Pump Wavelength	Resolution (typical)
IRC3	Q-11	625 / orange	0.7 - 1.4	12 $\mu$ W/cm <sup>2</sup>	500 $\mu$ W/cm <sup>2</sup>	visible....UV	3 Lp/mm
IRC5	Q-32	650 / red	0.8 - 1.7	8 $\mu$ W/cm <sup>2</sup>	500 $\mu$ W/cm <sup>2</sup>	visible....UV	3 Lp/mm
IRC7	Q-42	640 deep orange	0.7 - 1.6	3 $\mu$ W/cm <sup>2</sup>	100 $\mu$ W/cm <sup>2</sup>	visible....UV	3 Lp/mm





## Fiber Optic Isolator Test Data

Rev. No.: 001

Type: Polarization Insensitive  
4-Stage Isolator

Model No.: PIFI25PA11100-001

Measurement Wavelength: 1550nm

Serial No.	H70046252
I.L. (dB) @ Room Temp.	0.64
Iso. (dB)	66
R.L.(I/O) (dB)	65 / 65
P.D.L. (dB)	0.04

Fiber Type:

Input	Corning SMF-28
Output	Corning SMF-28

Fiber Length (each end): 1 m

Connector: None

Tested By: TLS:0902 Date: 3/21/02

Package Size (Body Only):

5.5±0.1mm(OD)x55.0±2mm(L) Checked By: *0828* Date: 3/21/02

# LASER MODULE TEST DATA

Model Number: 28-8000-360

Serial Number: 28-AGP918

LD Temp. (°C): 25.0

Case Temp. (°C): 25

TEC Volts @ I<sub>max</sub>: 2.28 V @ 75°C

TEC Current @ I<sub>max</sub>: 1.69 A @ 75°C

Thermistor Resistance: @ 25°C 10.24 KOhm

I<sub>th</sub> (mA): 12.0

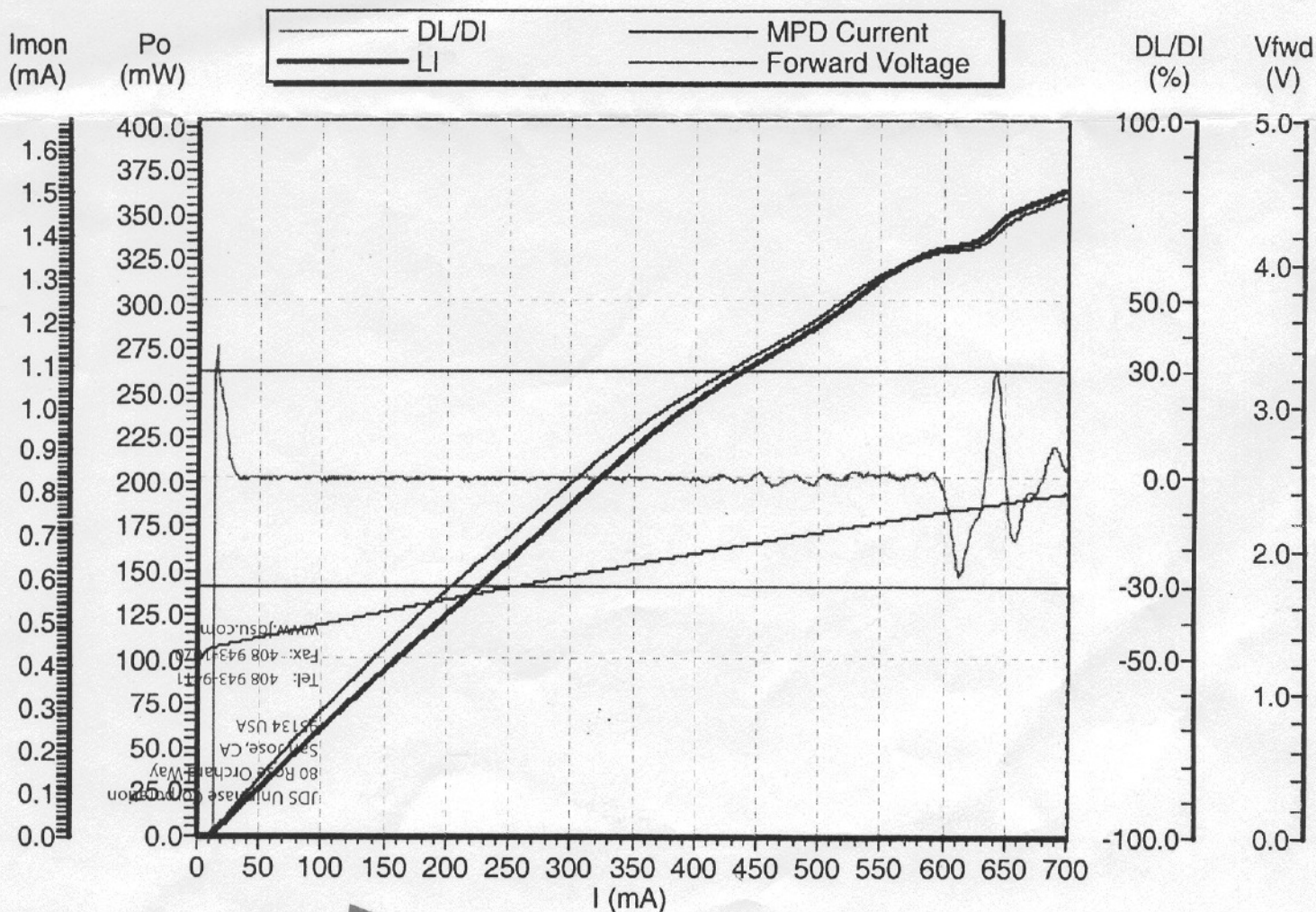
I<sub>op</sub> (mA): 576.2 @ 325 mW

I<sub>mon</sub> at I<sub>op</sub>: 1.342 mA

I<sub>max</sub> (mA): 685.5 @ 360 mW

η (mW/mA): 0.67

Peak Wavelength: 975.1



**JDS Uniphase**  
Date Tested: March 27 2002 4:10:41 PM