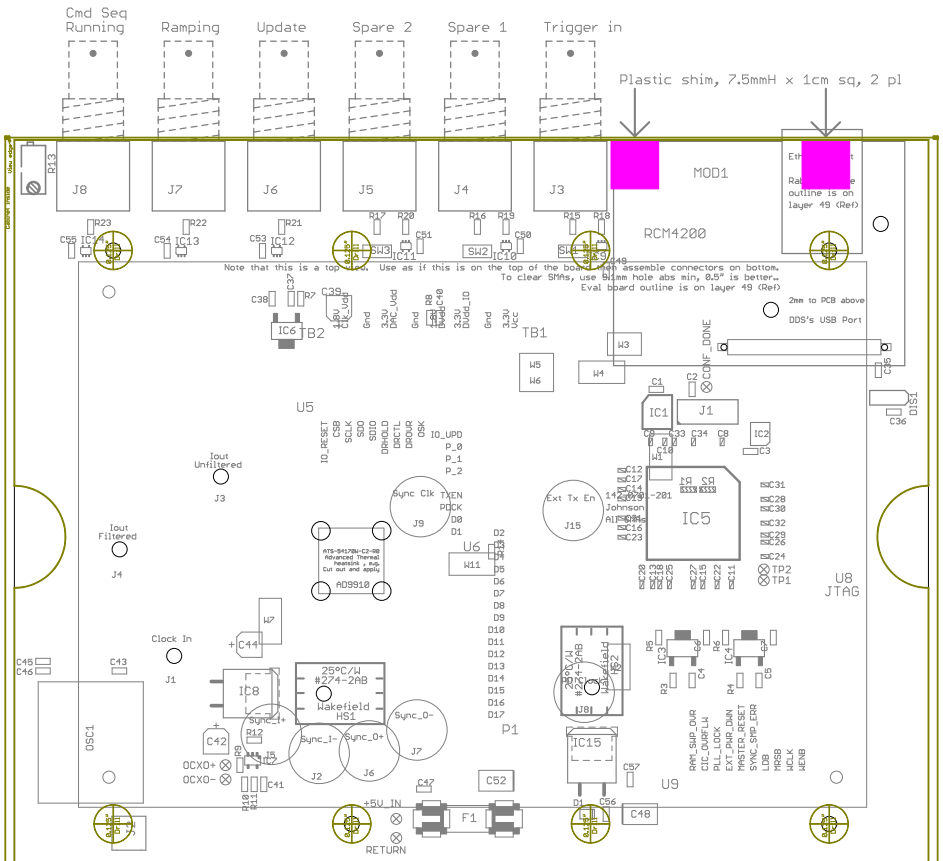

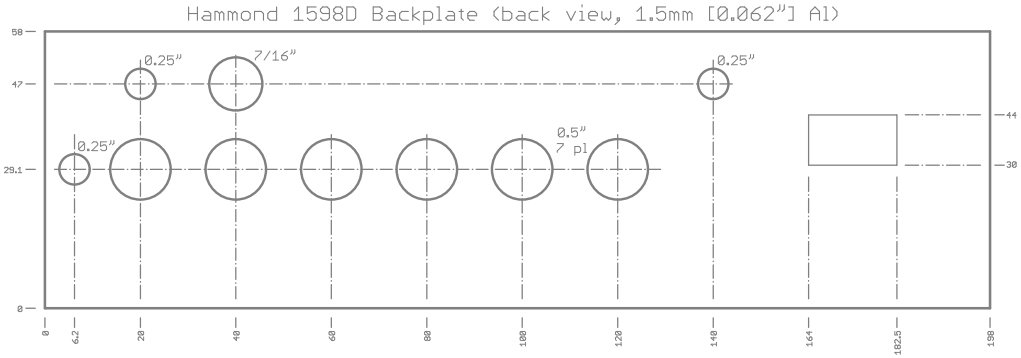

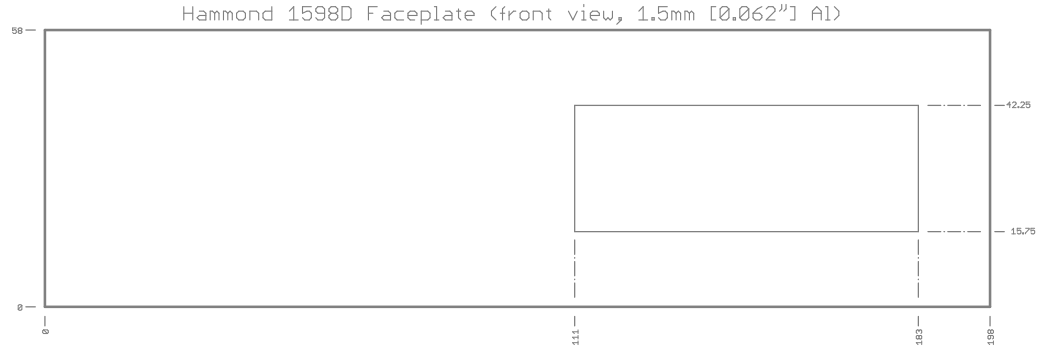

University of Toronto Quantum Optics Group	General Purpose DDS	
Drawn: A. Stummer May'11	Edited: 26/04/2012 16:09:06	
File: General Purpose DDS		Rev: B1
Trace: 0.18mm	Power: 0.36mm	Space: 0.18mm
Autorouter Grid: 0.1mm	Placement Grid: 0.25mm	
Notes:		

☐CASE ☐HTSNK ☐U5 ☐U6 ☐U9 ☐P1 ☐LED ☐COAX ☐COAX1 ☐PWR ☐CLIP1 ☐SWTCH ☐GROMT ☐CLIP2

Rev B1: Changed ground on OCXO trimpot.
Fixed mirrored OCXO footprint.
Moved Rabbit left 4mm.

ON NEXT SPIN:
Move TB1-2 power connector pins 5-10mm closer to BNCs so can wire in connector.
AD9910 heatsink cutout is too small, make 5-10mm larger.

☐SHIMS