

COLLEGE PHYSICS

Chapter 1 INTRODUCTION: THE NATURE OF SCIENCE AND PHYSICS



Lesson 1

Video Narrated by Jason Harlow,
Physics Department, University of
Toronto



WHAT IS PHYSICS?



“Physics is the natural science that involves the study of matter and its motion through space and time, along with related concepts such as energy and force.

One of the most fundamental scientific disciplines, the main goal of physics is to understand how the universe behaves.”

- <http://en.wikipedia.org/wiki/Physics>




Galileo Galilei (1564–1642) laid the foundation of modern experimentation.



One of Galileo's discoveries:

- Objects of different weight fall to the ground at the **same rate** in the absence of air resistance.



Isaac Newton (1642–1727) wrote the Principia, which laid the foundations for classical mechanics.



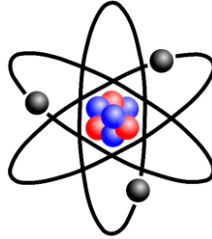
The Principia included three laws of motion, and the law of universal gravitation, which states that all massive objects attract one another.



Newton's laws of motion and gravitation correctly predicted the observed motions of planets and comets in their orbits around the Sun.

MODELS, THEORIES AND LAWS

What is a model?



This planetary model of the atom shows electrons orbiting the nucleus. Atoms don't really look like this, but the model helps us understand our observations.

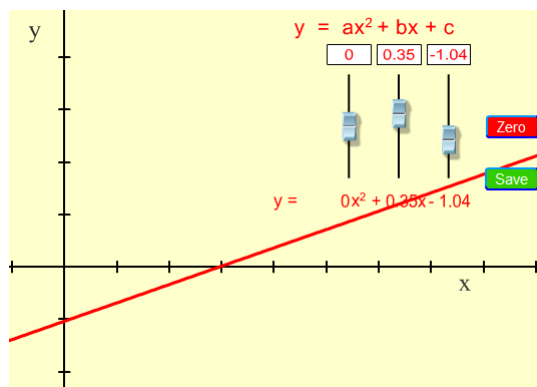
Models can include predictions based on mathematical equations.



EXPLORE! EQUATION GRAPHER



<http://phet.colorado.edu/en/simulation/equation-grapher>



THE SCIENTIFIC METHOD

1. Make careful observations of the world and ask good questions, so you are familiar with trends, repeatable phenomena, and previous discoveries.

Become an expert!

2. Using mathematical models and theories, generate a **hypothesis**, and make predictions based on the hypothesis.
3. Perform **experiments** which test the hypothesis, and might disprove your theories.
4. Analyze the results, refine your theories and ask new questions. **Publish!**

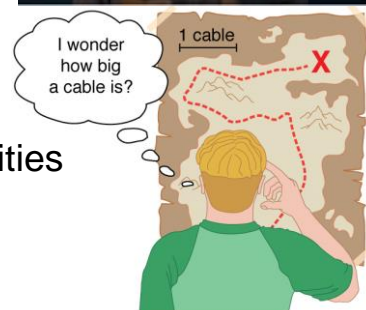


PHYSICAL QUANTITIES AND UNITS

We define a **physical quantity** either by specifying how it is measured or by stating how it is calculated from other measurements.

Measurements of physical quantities are expressed in terms of **units**, which are standardized values.

Without standardized units, it would be extremely difficult for scientists to express and compare measured values in a meaningful way.



SI units (Système International) includes four fundamental units:



Physical Quantity	SI Unit
Length	meter (m)
Mass	kilogram (kg)
Time	second (s)
Electric Current	ampere (A)

All other physical quantities can be expressed as algebraic combinations of length, mass, time and current.

Units for these quantities are **derived units**.

GIVE IT A TRY!

A football field has a length of $l = 100$ m, and a width of $w = 60$ m.



The equation for area is: $A = lw$. What is the area of the football field?

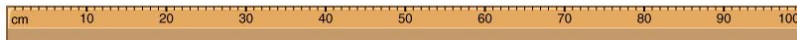
- A. $A = 6000$
- B. $A = 6000$ km
- C. $A = 6000$ m
- D. $A = 6000$ m²
- E. $A = 6000$ mm

THE SECOND



- An atomic clock such as this one uses the vibrations of cesium atoms to keep time .
- The fundamental unit of time, the second, is defined to be the time required for 9,192,631,770 of these vibrations.

THE METER



Light travels a distance of 1 meter
in $1/299,792,458$ seconds



- The meter is defined to be the distance light travels in $1/299,792,458$ of a second in a vacuum.

THE KILOGRAM

- The kilogram is defined to be the mass of a platinum-iridium cylinder kept at the International Bureau of Weights and Measures near Paris.
- Exact replicas of the standard kilogram are kept at various locations around the world, including the National Research Council Metrology Laboratory in Ottawa, Ontario.



METRIC PREFIXES

Each power of 10 in the metric system represents a different order of magnitude.



Prefix	Symbol	Value
giga	G	10^9
mega	M	10^6
kilo	k	10^3
centi	c	10^{-2}
milli	m	10^{-3}
micro	μ	10^{-6}
nano	n	10^{-9}

Example: $0.01 \text{ m} = 10^{-2} \text{ m} = 1 \text{ cm}$

UNIT CONVERSION

It is often necessary to convert from one type of unit to another.

For example, let's convert 80 meters (m) to kilometers (km).



A **conversion factor** is a ratio expressing how many of one unit are equal to another unit.

In this case, we know that there are 1,000 m in 1 km.

Write the units that we have and then multiply them by the conversion factor so that the units cancel out, as shown:

$$80\cancel{\text{m}} \times \frac{1 \text{ km}}{1000\cancel{\text{m}}} = 0.080 \text{ km.}$$

GIVE IT A TRY!

You know your height is 65 inches, and you want to convert to cm.

You know that 2.54 cm is the same as 1 inch.

Which of these is the conversion factor you would multiply your height in inches by to get your height in cm?

A. $\left(\frac{2.54 \text{ cm}}{1 \text{ inches}}\right)$

B. $\left(\frac{1 \text{ inches}}{2.54 \text{ cm}}\right)$

